

## **LESSON 2: LOVE**

**Bible story part:** Matthew 26:33, Peter betrays Jesus

**Our message for today:** Love dissipates fear.

Jesus knew Peter would deny Him, just as He knew Judas would betray Him. Peter received mercy, since he overcame his fear and repented because of his love for Jesus. We must not be afraid to ask forgiveness, because Jesus forgives unconditionally.

**Our text for today:** *1 John 4:18 There is no fear in love, but perfect love casts out fear. For Fear has to do with punishment, and he who fears is not perfected in love.*

**Additional background texts:** *What is Love?*

If I speak in the tongues of men and of angels, but have not love, I am a noisy gong or a clanging cymbal. Love is patient and kind; love is not jealous or boastful; it is not arrogant or rude. Love does not insist on its own way; it is not irritable or resentful; it does not rejoice at wrong, but rejoices in the right. Love bears all things, believes all things, hopes all things, endures all things. 1 Co 13:1, 4-7


And above all these put on love, which binds everything together in perfect harmony. Col 3:14

So we know and believe the love God has for us. God is love, and he who abides in love abides in God, and God abides in him. 1 John 4:15

And because wickedness is multiplied, most men's love will grow cold. Mat 24:12

### **Prayer:**

Dear Lord,  
Thank you for loving us first.  
Thank you that we do not  
need to be afraid.  
Amen



### **Activity:**

Items needed: Your exercise book, scissors, glue, colouring pencils.

Task: It is time to place the first fruit in the tree! Cut the peach out along the lines, colour it and paste it in the tree. Write your verse into your book and memorise it for next week.



Have a discussion with the children about the question: "Is there something you are afraid of?"

### Story:

There was a little boy visiting his grandparents on their farm. And he was given a slingshot to play with out in the woods. He practiced in the woods but he could never hit the target. And getting a little discouraged; he headed back to dinner. As he was walking back he saw Grandma's pet duck. Just out of impulse, he let fly, hit the duck square in the head, and killed it. He was shocked and grieved. In a panic, he hid the dead duck in the wood pile, only to see his sister watching. Sally had seen it all, but she said nothing.

After lunch that day grandma said, "Sally, let's wash the dishes." But Sally said, "Grandma, Johnny told me he wanted to help in the kitchen today, didn't you Johnny?" And then she whispered to him, "Remember, the duck?" So Johnny did the dishes. Later Grandpa asked if the children wanted to go fishing, and Grandma said, "I'm sorry but I need Sally to help make supper." But Sally smiled and said, "Well, that's all right because Johnny told me he wanted to help." And she whispered again, "Remember, the duck?" So Sally went fishing and Johnny stayed.

After several days of Johnny doing both his chores and Sally's, he finally couldn't stand it any longer. He came to Grandma and confessed that he killed the duck. She knelt down, gave him a hug, and said, "Sweetheart, I know. You see, I was standing at the window and I saw the whole thing. But because I love you, I forgave you. But I was just wondering how long would you let Sally make a slave of you."

I don't know what's in your past. I don't know what one sin the enemy keeps throwing up in your face. But whatever it is, I want you to know something. Jesus Christ was standing at the window. And He saw the whole thing. Go on your knees now and tell Him! And because He loves you, He will forgive you. Perhaps He's wondering how long you'll let the enemy make a slave out of you. The great thing about God is that He not only forgives, but He forgets.

**LESSON 3: LOVE**

**Bible story part:** 1 Sam 18, David and Jonathan.

**Our message for today:**

Love one another and forgive one another. Even though David was an enemy of Jonathan's father, Jonathan still had David as his best friend. We must not hold a grudge against somebody if we are not even involved. Gossip brings unnecessary disagreement. Jonathan would have become king, but the Lord showed that David would become the king. What does Jonathan do? They are such good friends that Jonathan tells David that he is prepared to serve under him.

**Our text for today:** *He who forgives an offense seeks love, but he who repeats a matter alienates a friend. Prov 17:9*

**Additional background texts:**


*Where else in the Bible does the Lord talk about this?*

This is my commandment, that you love one another as I have loved you. No one has greater love than this, that a man lay down his life for his friends. John 15:12-13

Love works no ill to its neighbour, therefore love is the fulfilling of the Law. Rom 13:10

The one who does not love has not known God. For God is love. 1 John 4:8  
If anyone says, I love God, and hates his brother, he is a liar. For if he does not love his brother whom he has seen, how can he love God whom he has not seen? 1 John 4:20

By this all shall know that you are My disciples, if you have love toward one another. John 13:35



**Prayer:**

Dear Lord,  
Please help me to love my neighbour and do it well.  
Guard me, so that I will not gossip and lie.  
Amen

**Activity:**

**Items needed:** Your exercise book, scissors, glue, colouring pencils.

**Task:** Write today's verse in your book and memorise it for next week. Also do the word game.

**Resources:** "Best Friends Word Game".

There were very good friends in the Bible. Here are a few examples:

*David & Jonathan*                      *Naomi & Ruth*

*Paul & Silas*                              *Moses & Aaron*

*Mary & Elizabeth*                      *Martha & Mary*

Search their names in the Word Game, circle them, and colour each pair with a different colour (e.g. David & Jonathan – orange, Naomi & Ruth – yellow etc.).

M	A	B	H	S	C	G	D	N	E	L	E	G
N	V	D	N	A	O	M	I	M	A	Y	L	H
J	O	N	A	T	H	A	N	A	A	H	I	J
G	F	H	D	P	C	D	E	R	R	N	S	G
B	M	N	S	A	L	G	I	T	O	B	A	F
R	U	T	H	U	M	J	K	H	N	G	B	D
Q	W	R	E	L	R	T	Y	A	U	I	E	Q
C	K	F	G	F	S	D	A	V	I	D	T	W
X	J	V	B	L	I	W	E	R	T	Y	H	E
Z	H	G	F	D	L	S	M	A	R	Y	K	R
M	A	R	Y	K	A	M	O	S	E	S	T	Y
S	A	D	F	G	S	H	J	I	K	L	O	P

M	A	B	H	S	C	G	D	N	E	L	E	G
N	V	D	N	A	O	M	I	M	A	Y	L	H
J	O	N	A	T	H	A	N	A	A	H	I	J
G	F	H	D	P	C	D	E	R	R	N	S	G
B	M	N	S	A	L	G	I	T	O	B	A	F
R	U	T	H	U	M	J	K	H	N	G	B	D
Q	W	R	E	L	R	T	Y	A	U	I	E	Q
C	K	F	G	F	S	D	A	V	I	D	T	W
X	J	V	B	L	I	W	E	R	T	Y	H	E
Z	H	G	F	D	L	S	M	A	R	Y	K	R
M	A	R	Y	K	A	M	O	S	E	S	T	Y
S	A	D	F	G	S	H	J	I	K	L	O	P



## **LESSON 4: JOY**

**Bible story part:** Exodus 15, Miriam praises the Lord

Then Miriam, the prophetess, the sister of Aaron, took a timbrel in her hand; and all the women went out after her with timbrels and dancing. And Miriam sang to them: "Sing to the LORD, for he has triumphed gloriously; the horse and his rider he has thrown into the sea." Ex 15:20-21

**Our message for today:**

Teach them why we rejoice, clap hands and dance.

**Our text for today:**

*Serve the LORD with gladness! Come into his presence with singing! Ps 100:2*

**Additional background texts:**

These things I have spoken to you, that my joy may be in you, and that your joy may be full. John 15:11

And do not be grieved, for the joy of the Lord is your strength. Neh 8:11


Hitherto you have asked nothing in my name; ask, and you will receive, that your joy may be full. John 16:24

And the disciples were filled with joy and with the Holy Spirit. Act 13:52

Obey your leaders and submit to them; for they are keeping watch over your souls, as men who will have to give account. Let them do this joyfully, and not sadly, for that would be of no advantage to you. Heb 13:17

**Prayer:**

Dear Lord,  
Let me always rejoice in your Name and be full of joy.  
Amen



**Activity:**

**Items needed:** Your exercise book, glue, scissors, toilet paper roll, 2 coloured pipe cleaners, 4 bells, 1 piece of coloured paper, glue, ribbon, coloured tissue paper.

**Resources:** Bring instruments along to class, e.g. tambourine, triangles, cymbals, anything that makes a noise, and sing "Praise Him". The children can also make instruments from soda cans filled with sand or pebbles, or a pair of sticks and glasses, or bells to shake (see Task). Let each one play his own instrument. Give examples of various instruments, e.g. cello, piano, your voice.

Praise Him in dancing, praise Him with harps,  
Praise Him with loud sounding symbols.  
Let everything that breathes, praise the Lord! (2x)

*(If you do not know the song, sing it to the tune of "Ring-a-rosie")  
See Psalm 150:4-6 for the meaning of this song.*

**Task:** It is time to place the second fruit in the tree. Cut out the pear along the lines, colour it, and paste it in the tree. Write the verse in your book and memorise it for next week.

What is your favourite instrument? Make your own instrument today!

- Take the toilet roll, wrap the piece of coloured paper around it, and paste it onto the roll with glue. It will form the handle part of your instrument.
- Turn the 2 coloured pipe cleaners around each other. You can add a bell every 5 cm. It will form the bow part of your instrument.
- Bend the 2 ends of the pipe cleaner bow into the ends of the toilet roll, and paste them with glue.
- Push the crumpled tissues/paper into the tube of the toilet roll to close the openings.
- Finally, tie a piece of ribbon around the pipe cleaner string to round it off. There you have your own musical instrument!

