

## **LESSON 8: PATIENCE**

**Bible story part:** Joseph in Egypt, Gen 39-40

### **Our message for today:**

It pays to wait on the Lord, even though it may take long. The product is worth it. God sees further, and we cannot always understand His plan from the start, because we do not know everything. In the end, it is like a jigsaw puzzle that falls into place, and we stand amazed.

### **Our text for today:**

*With patience a ruler may be persuaded, and a soft tongue will break a bone.*  
Prov 25:15

### **Additional background texts:**

Heb 6:12 So that you may not be sluggish, but imitators of those who through faith and patience inherit the promises.

2 Peter 3:9 The Lord is not slow about his promise as some count slowness, but is forbearing toward you, not wishing that any should perish, but that all should reach repentance.

Ps 86:15 But thou, O Lord, art a God merciful and gracious, slow to anger and abounding in steadfast love and faithfulness.

### **Prayer:**

Dear Lord,  
Please help me to wait patiently for the right time,  
so that your will in my life be done.  
Amen

### **Activity:**

Items needed: Your exercise book, scissors, glue, colouring pencils.

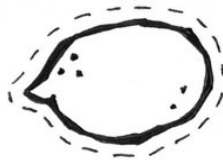
Resources: Joseph Appendix

Task: Colour the "Joseph" appendix.

It is time to add the next fruit to the tree!

Cut the lemon out along the lines, colour it, and paste

it onto the tree. Write the verse in your book and memorise it for next week.



## **Joseph's patience**



Joseph was the son of Jacob and Rachel. He had 11 brothers. His brothers were jealous of him and threw him into a pit. Then they sold him and Joseph ended up in Egypt. Potiphar sent Joseph to jail innocent.



Even though everything looked unfair, it was all still part of God's plan to save His people. Joseph interpreted dreams in jail. One night the king had a terrible dream and the butler remembered Joseph. He was released from jail when he had interpreted the dream.



Famine struck the land and Jacob sent his sons to search for food in Egypt. Joseph's dreams came true. After his brothers had repented, the family reunited. So the Lord ensured that Egypt became a strong country under Joseph, and that they did not die of famine.

Even though it initially seemed as if Jesus had forgotten Joseph, He was preparing Joseph to fulfil His final purpose. Genesis 39-40

## **LESSON 9: PATIENCE**

**Bible story part:** Abraham & Sarah, Gen 15

**Our message for today:** Abraham received thousands of promises from the Lord. He kept believing, even though some promises were fulfilled only years later. He never doubted or became dispirited, except when the Lord promised him descendants. He would not believe that Sarah would have children, and had a son with Hagar. This disobedience and lack of patience caused him years of problems afterwards. We must not test the Lord in anticipation.

**Our text for today:** *And count the forbearance of our Lord as salvation. 2 Peter 3:15*

### **Additional background texts:**

I therefore, a prisoner for the Lord, beg you to lead a life worthy of the calling to which you have been called, with all lowliness and meekness, with patience, forbearing one another in love, eager to maintain the unity of the Spirit in the bond of peace. Eph 4:1-3

1 Peter 3:20 When God's patience waited in the days of Noah, during the building of the ark, in which a few, that is, eight persons, were saved through water.

Ps 86:15 But thou, O Lord, art a God merciful and gracious, slow to anger and abounding in steadfast love and faithfulness.

### **Prayer:**

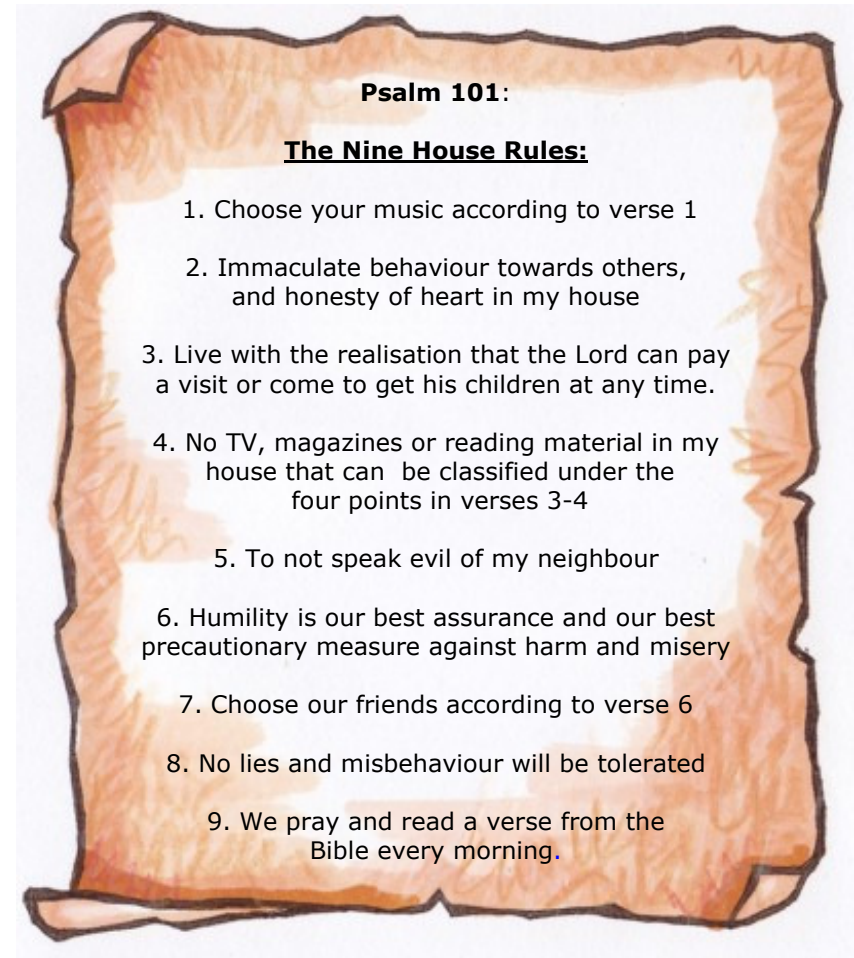
Dear Lord,  
Please help me to be patient  
and to believe in your promises.  
Amen



### **Activity:**

**Items needed:** Your exercise book, crayons, scissors, glue, colouring pencils.

**Resources:** Patience also helps us to live the other fruit of the Spirit. All the fruit are woven together and work together. That is why we have to organise our entire lives to adapt to it. Our friends, music, etc. are influenced by it. If all these things are in place, we will live in peace and harmony. See Appendix: Ps 101 : "Nine house rules"



**LESSON 10: KINDNESS (FRIENDLINESS)**

**Bible story part:** Multiplication of the bread and fish, Mat 14

**Our message for today:**

The boy knew his bread & fish would not be enough, but he came in sincerity and kindness to make his contribution. We must be recognised for our kindness and radiate it to others. It can be conveyed with a smile, kind words or gestures (like gifts). The more kind deeds we perform, the more enjoyable it becomes! We must give with kindness, and not with a sour, unwilling face. He could have hidden his loaves of bread and fish and eaten it himself, but his kindness brought great blessing.

**Our text for today:**

*He who has a bountiful eye will be blessed, for he shares his bread with the poor. Prov 22:9*

**Additional background texts:**

Rejoice in the Lord always; again I will say, rejoice. Let all men know your forbearance. The Lord is at hand. Phil 4:4-5

Love is patient and kind; 1 Cor 13:4



**Prayer:**

Dear Lord,  
Please help me always to give  
with a kind heart.  
Amen


**Activity:**

**Items needed:** Your exercise book, crayons, scissors, glue, colouring pencils.



**Resources:** It is time to place the next fruit in the tree! Cut the strawberry out along the lines, colour it and paste it in the tree. Write the verse in your book and memorise it for next week.

**Task:** Make your own basket with fish and loaves of bread. Then pull the end of the string of loaves & fish out to show the multiplication that took place:



Cut out the basket and colour it. Fold a piece of paper (3 x 21 cm long) into 6 pieces ("zigzag") and draw a little fish on the front. Make sure that the mouth and tail of the fish touch the folded sides, so that you do not cut it, in order to achieve a chain effect. Do the same with the loaves of bread.



Cut the basket along the dotted line and put the folded loaves of bread and little fish inside. Pull the ends of both the loaf of bread and fish to show the multiplication.